


eOXide LQ

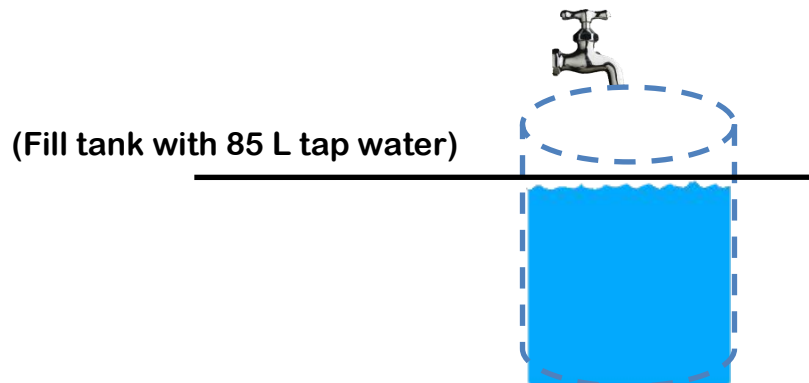
Simple reparation of EOXIDE (0,75%) 100 liter

1. Take a dark tank of HDPE which can contain 100 liter liquid.

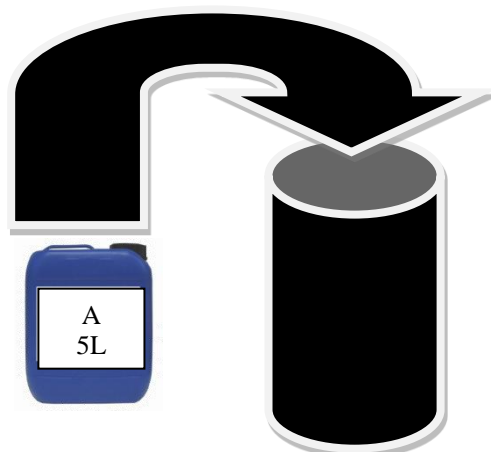


Empty tank

2. Fill the tank with 85 L of tap water.

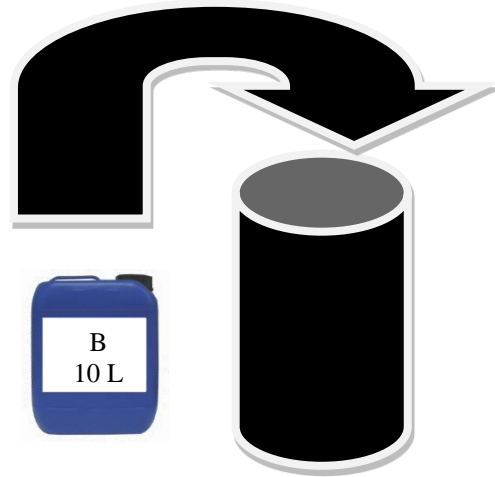


3. Add then 5 l of EOXIDE component A to the 85 l of water.



eOxide LQ

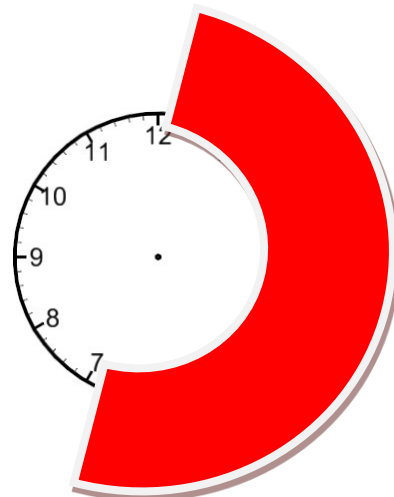
4. Then add 10 l of EOXIDE component B to the water.



5. Close the tank.

6. Wait for minimum 7 hours.

Wait for 7 hours



7. Stir the tank one time.

8. EOXIDE 0.75% ClO₂ is ready to use.